

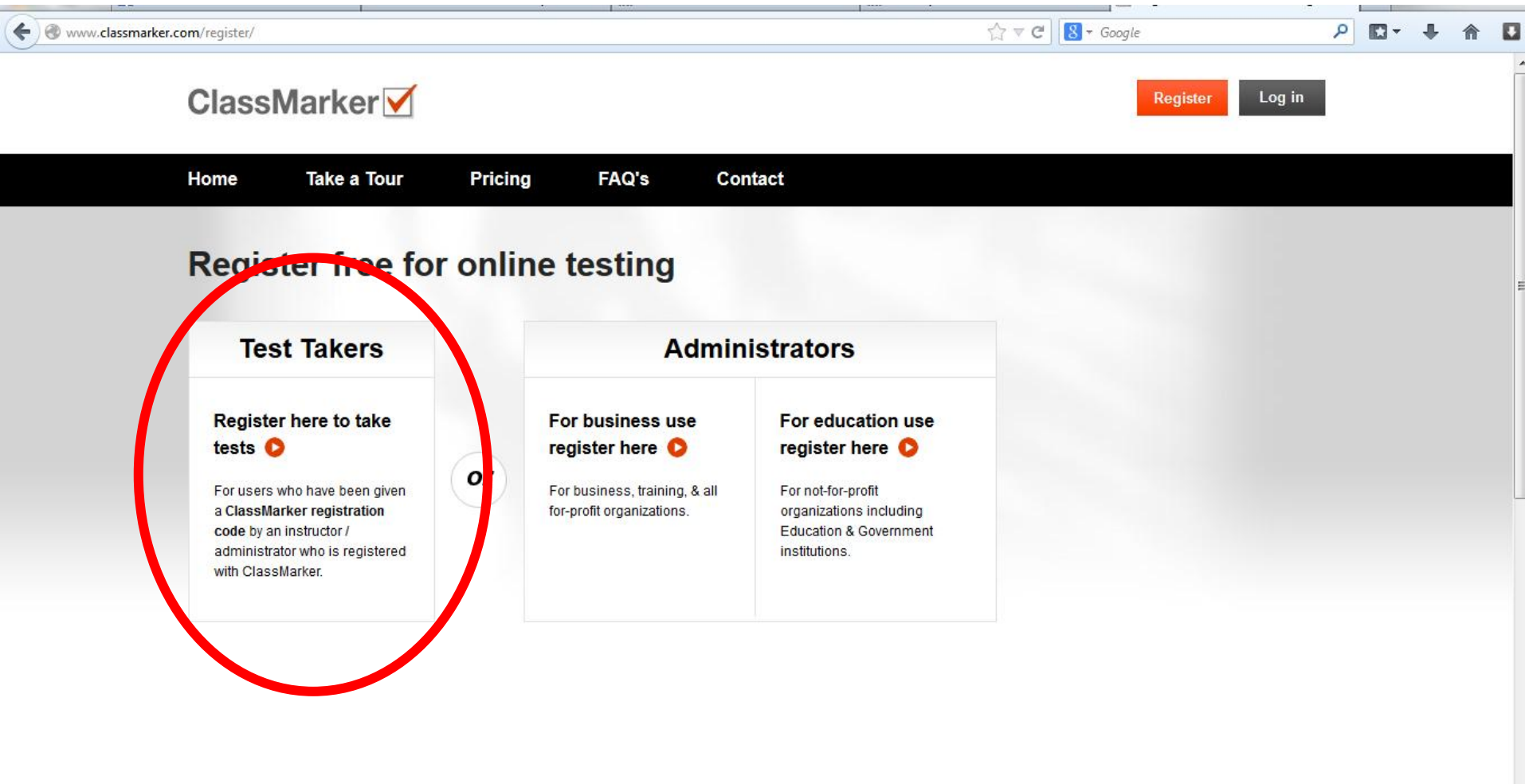
Guía para registro y aplicación de examen

Marco Iván Vargas


1. Obtener código personal de registro (lo proporciona el profesor).
2. Ingresar a

<http://www.classmarker.com/register/>

Pantalla de registro



The screenshot shows the ClassMarker website's registration page. The browser address bar displays 'www.classmarker.com/register/'. The page features a navigation bar with links to Home, Take a Tour, Pricing, FAQ's, and Contact. A 'Register' button is highlighted in orange, and a 'Log in' button is in grey. The main heading is 'Register free for online testing'. Below this, there are two main columns: 'Test Takers' and 'Administrators'. The 'Test Takers' column is circled in red and contains a sub-heading 'Register here to take tests' with a play button icon, followed by a paragraph explaining that users need a registration code from an instructor or administrator. The 'Administrators' column has two sub-sections: 'For business use register here' and 'For education use register here', both with play button icons and descriptive text.


ClassMarker 

Register Log in

Home Take a Tour Pricing FAQ's Contact


Register free for online testing

Test Takers


Register here to take tests 

For users who have been given a **ClassMarker registration code** by an instructor / administrator who is registered with ClassMarker.

Administrators

For business use register here 

For business, training, & all for-profit organizations.

For education use register here 

For not-for-profit organizations including Education & Government institutions.

Datos de registro

www.classmarker.com/register/online-test-taker/

Home Take a Test Pricing FAQs Contact

Test taker registration for taking online tests

Registration Code *

No Registration Code?

Insertar el código proporcionado

First name * Last name *

Username * Password *

Check availability

Email address Select your Country *

Email address is optional. ClassMarker only uses your email address to send you a new password if you forget it.

☐ I agree with the ClassMarker.com [Terms & Conditions](#) and [Privacy Policy](#).

Register

Ingresar datos

Checar y registrar

Group tests

Group: UAMZH AP

Group tests

Percentage Score Duration

2do parcial AP II

Available:

Fri 11th Apr 2014 12:00am - Tue 15th Apr 2014 12:00am

Attempts allowed: 1

[Start](#)

Iniciar prueba

Free Plagiarism Checker

grammarly.com/Plagiarism_Check

Trusted by over 3 million students,
faculty, & professionals worldwide.

Birth Compatibility Test

aboutastro.com

Enter your Birth info & Get this Amazing
Compatibility Test for Free

Me gusta 1435

Follow

Print this page

Print this page ▸

Introduction

2do parcial AP II

Instructions:

- * Number of questions: **20**
- * Has a time limit of: **00:15:00**
- * Number of attempts allowed: **1**
- * Must be finished in one sitting. You cannot save and finish later.
- * Questions displayed per page: **1**
- * Will allow you to go back and change your answers.
- * Will not let you finish with any questions unattempted.

[Start](#)

[Go back](#)

Iniciar prueba

Top SAP Project Tests

[worksoft.com/BestSAPTest](#)

Ensure SAP success with fully automated test scenarios

Free HESI Radio test

[hesiprep.com/Radiography](#)

free HESI Radiography test! 5 full practice tests + explanations

Results

Title: 2do parcial AP II

Score: 14.5 out of 20 points


Percentage: 73%

Duration: 00:04:16

Date started: Fri 11th Apr 2014 1:41am

Date finished: Fri 11th Apr 2014 1:45am

Speed-Up SAP Projects ▶

 worksoft.com/SAP-Testing
Test Processes & Avoid Defects.
Eliminate Manual Testing.


Question filter

[Show incorrect only](#)

Displaying incorrect or partially incorrect questions only.

[Show all questions](#)

Love Compatibility Test ▶

 aboutastro.com

Test Now Your Love Compatibility With this Special Someone! 100%Free

Key: A tick or cross will show next to chosen answers.

✓ Correctly answered